

SharePoint for Extranets Extranets in Office 365 SharePoint Online

Presented by Peter Carson
President, Envision IT

February 20, 2015



Peter Carson



- President, Envision IT
- SharePoint MVP
- Virtual Technical Specialist, Microsoft Canada
- peter@envisionit.com
- <http://blog.petercarson.ca>
- www.envisionit.com
- Twitter @carsonpeter
- VP Toronto SharePoint User Group



Hugh Davidson



Business Development Manager, Product Sales

- e: hdavidson@envisionit.com
- p: (905) 812-3009 x222

Denesh Sohan



Director of Products

- e: dsohan@envisionit.com
- p: (905) 812-3009 x298

Corey Thokle



Project Manager

- e: cthokle@envisionit.com
- p: (905) 812 3009 ext.248

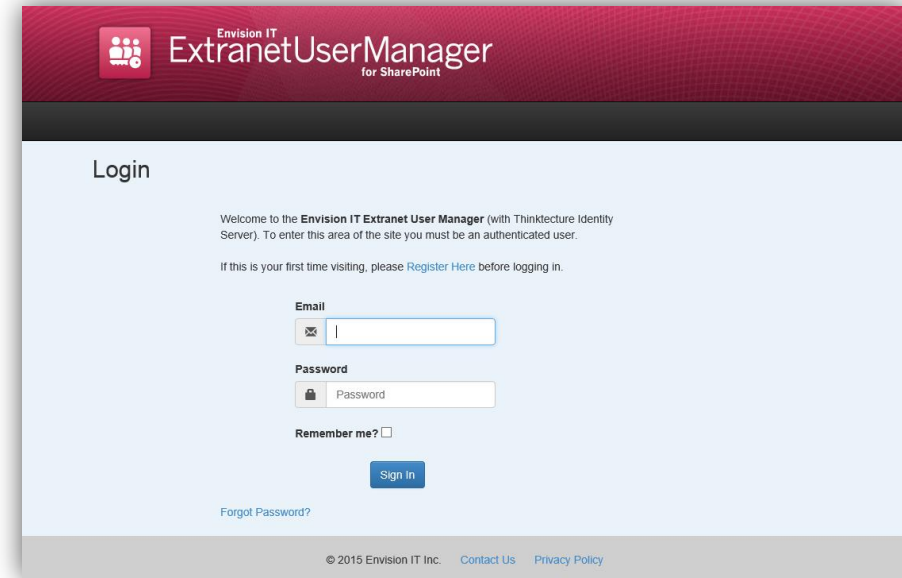
Agenda

- Introduction to Extranets
- Office 365 Authentication Options
 - Microsoft Accounts, Azure Active Directory Sync, and ADFS
- Extranet Scenarios in Office 365
 - External sharing using Microsoft accounts or other federated users
 - Licensing of external users as subscribers
- Using Extranet User Manager to create and manage the external users
 - Self-registration and approval, delegated user management, forgotten password reset
 - Leveraging the Graph API to provision and license those users in Office 365
- Wrap-Up and Q&A

What is an Extranet

- An Extranet is a web site that is accessible to users outside of the corporate network, which allows organizations to share information and collaborate with their customers, partners, and/or vendors in a secure and easy-to-use environment
- The Extranet may be added as a module into the Intranet site to only allow external users into specific sub-sites of the Intranet

Extranet User Manager



- Easy delegation of user management to business
- Self-registration, approvals, forgotten password reset
- Simplified login for both internal and external users

Extranet Clients

Non-Profit

Boys & Girls Clubs of Canada



Canada



Canada

Centre for Addiction and Mental Health



Canada

United Way of Calgary



Canada

Heart & Stroke Foundation of Ontario



Canada

Government/Public Organizations

State of Colorado



USA

Supreme Court of Victoria



Australia

Redland City Council



Australia

National Physical Laboratory



UK

Utilities

Alberta Utilities Commission



Canada

Fortis Alberta



Canada

Ontario Power Generation



Canada

Health Care

Public Health Ontario



Canada

SickKids Hospital



Canada

Terumo BCT



USA, Global

Education

Education Quality and Accountability Office



Canada

Blue Water District School Board



Canada

Legal

Stikeman Elliott



Canada, Global

Real Estate/Retail

Cadillac Fairview Corporation



Canada

LNR Property LLC



USA

Land Securities



UK

Loyalty One



Canada

Financial

Citi



Canada

Transamerica Life



Canada

Lombard Canada



Canada

Manufacturing/ Construction/Mining

Russel Metals



Canada

Flynn Canada



Canada

Alcan Cable



Canada

Johnson Outdoors



USA

Technip



USA, Global

Kinross Gold Corporation



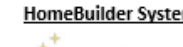
Canada

Grontmij



Netherlands, Global

Constellation HomeBuilder Systems



Canada

Aviation

Montreal Airport



Canada

Los Angeles World Airports



USA

NAV CANADA



Canada

Trax USA Corp



USA

Technology

The SCE Group



USA

Mercury Systems



USA

Restaurant Sciences



USA

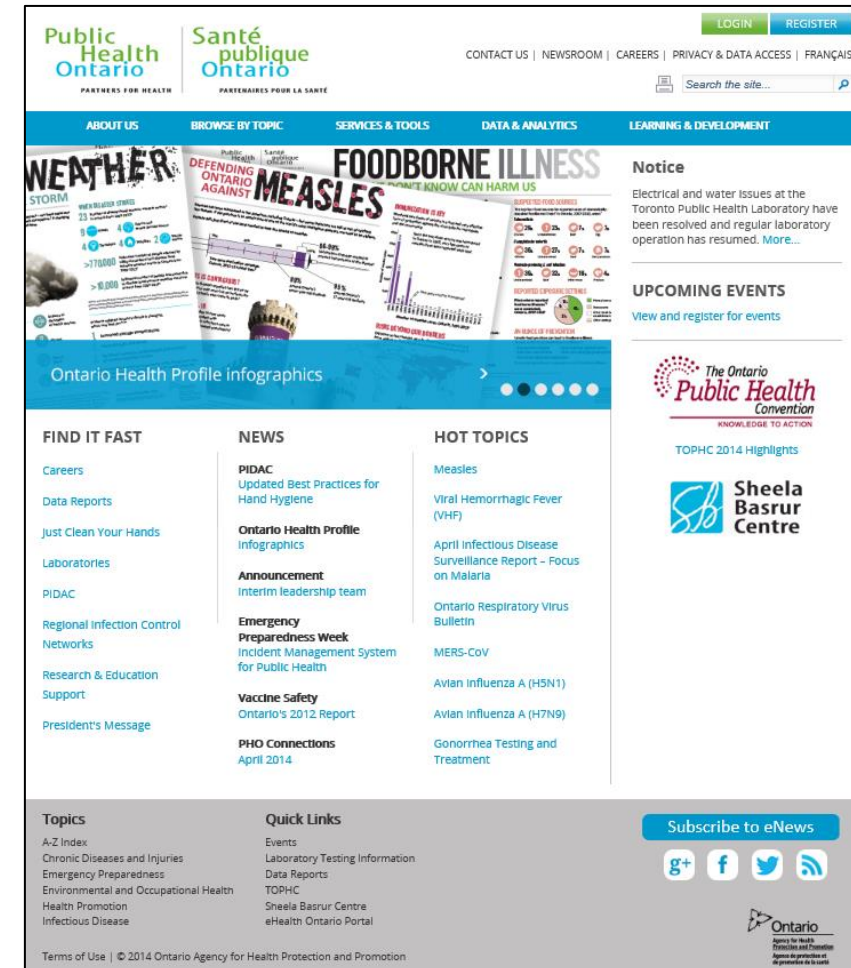
Sony Mobile Communications



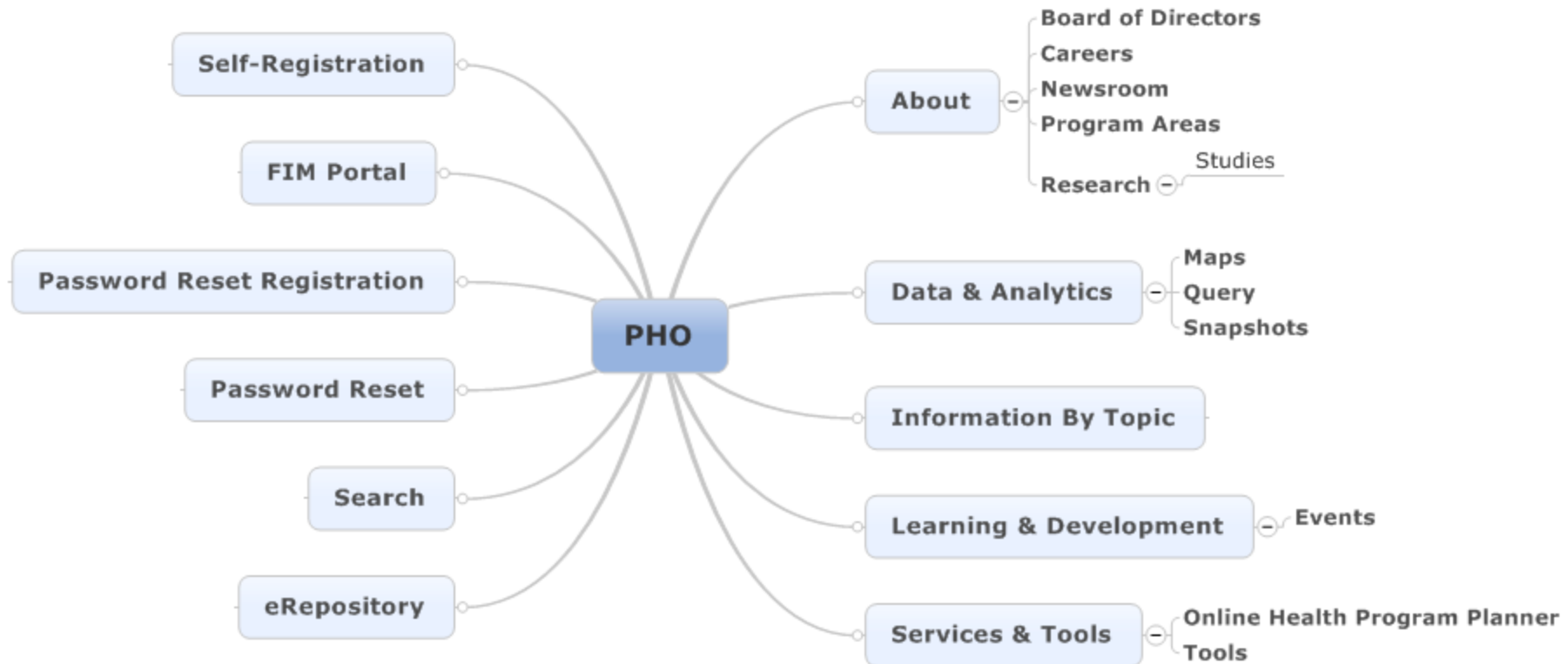
Sweden, Global

Public Health Ontario

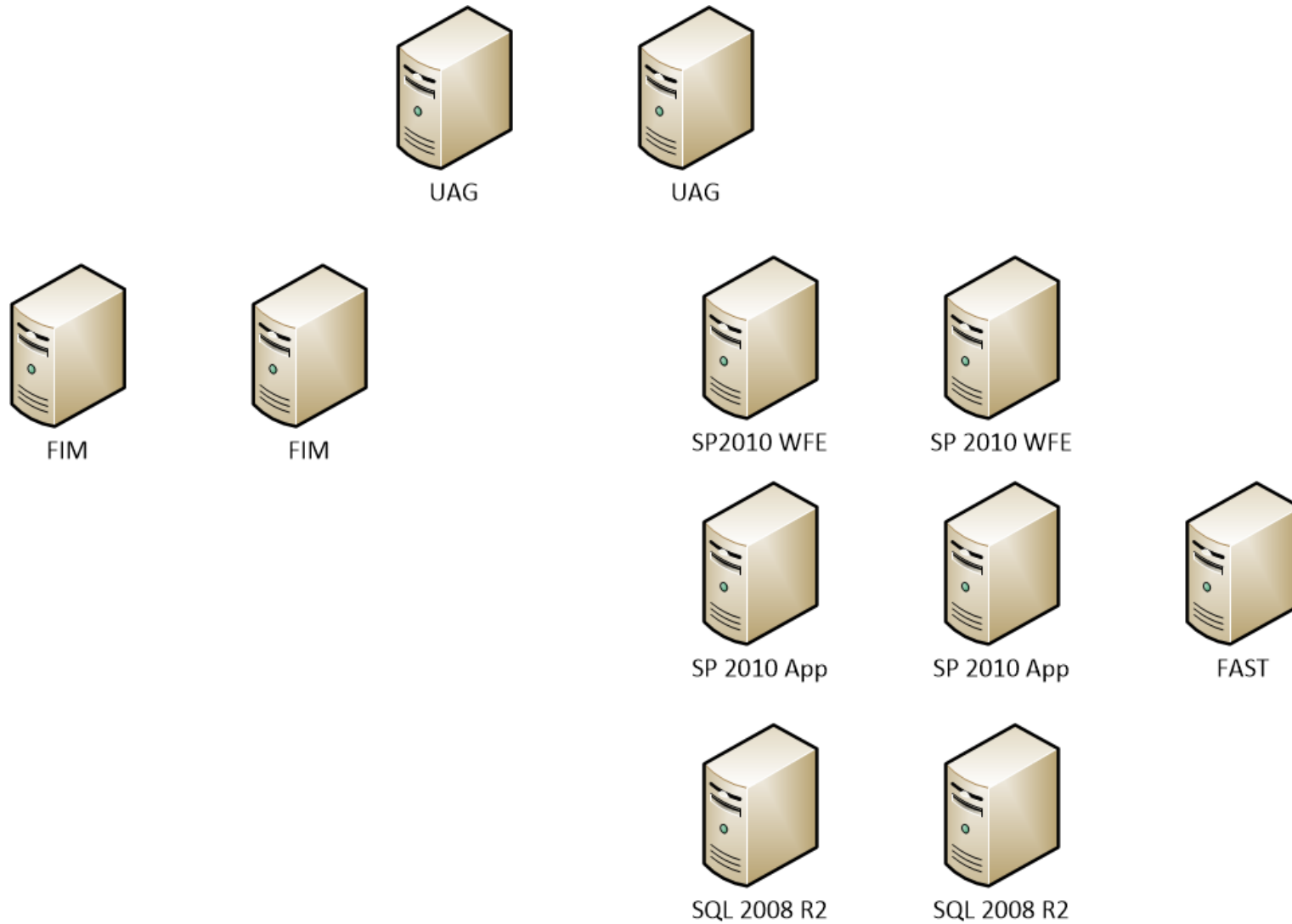
- www.publichealthontario.ca
- Public web site hosted on SharePoint 2010
- Leverages Forefront FIM and UAG, and FAST Search
- EUM used for registration, profile, and forgotten password reset



Site Overview



PHO Infrastructure



Registration

- Anyone can register an account for Level 1 access
 - No approval process
 - No additional content provided
- Level 2 is for Public Health Unit staff
 - Approval workflow directs to the appropriate Public Health Unit outside of the PHO
 - FIM manages the approval process

The screenshot shows the registration page for Public Health Ontario. At the top, there are links for LOGIN and REGISTER. The header includes the Public Health Ontario logo and navigation links: CONTACT US, NEWSROOM, CAREERS, PRIVACY & DATA ACCESS, and FRANÇAIS. A search bar is also present. The main navigation bar includes ABOUT US, BROWSE BY TOPIC, SERVICES & TOOLS, DATA & ANALYTICS, and LEARNING & DEVELOPMENT. The registration form is titled "Registration" and contains several sections: "Account Information" with an email field; "Profile Information" with fields for First Name, Last Name, Phone, Job Title, Organization, Sector, Country, Street, Street-2, City, Province, and Postal Code; and a "Subscription" section with checkboxes for newsletters, press releases, and upcoming events. At the bottom, there is a checkbox for "I have read and agree to the terms of use" and a "Save settings" button. The footer includes "Topics" (A-Z Index, Chronic Diseases and Injuries, Emergency Preparedness, Environmental and Occupational Health, Health Promotion, Infectious Disease), "Quick Links" (Events, Laboratory Testing Information, Data Reports, TOPHC, Sheela Basur Centre, eHealth Ontario Portal, Collaboration), a "Subscribe to eNews" button, social media icons for Google+, Facebook, Twitter, and RSS, and the Ontario logo.

Log On

- Customized UAG login page
- Login with email address
- Register and forgotten password links
- Branded



The screenshot shows a login page for Public Health Ontario / Santé publique Ontario. The header features the organization's name in both English and French, with the tagline "PARTNERS FOR HEALTH" / "PARTENAIRES POUR LA SANTÉ". Below the header, the "Log On" section contains three input fields: "User name:", "Password:", and "Language:" (with a dropdown menu set to "English (en-US)"). A blue "Log On" button is positioned below these fields. At the bottom, a disclaimer states: "This site is intended for authorized users only. If you experience access problems contact the [site administrator](#)." The footer includes the copyright notice "©2012, Ontario Agency for Health Protection and Promotion" and a link to "[Terms and Conditions](#)".

Poll 1

Which Version of SharePoint are you currently using?

- Office 365
- SharePoint Server 2013
- SharePoint Server 2010
- SharePoint Foundation (2010 or 2013)
- MOSS 2007 or WSS 3.0

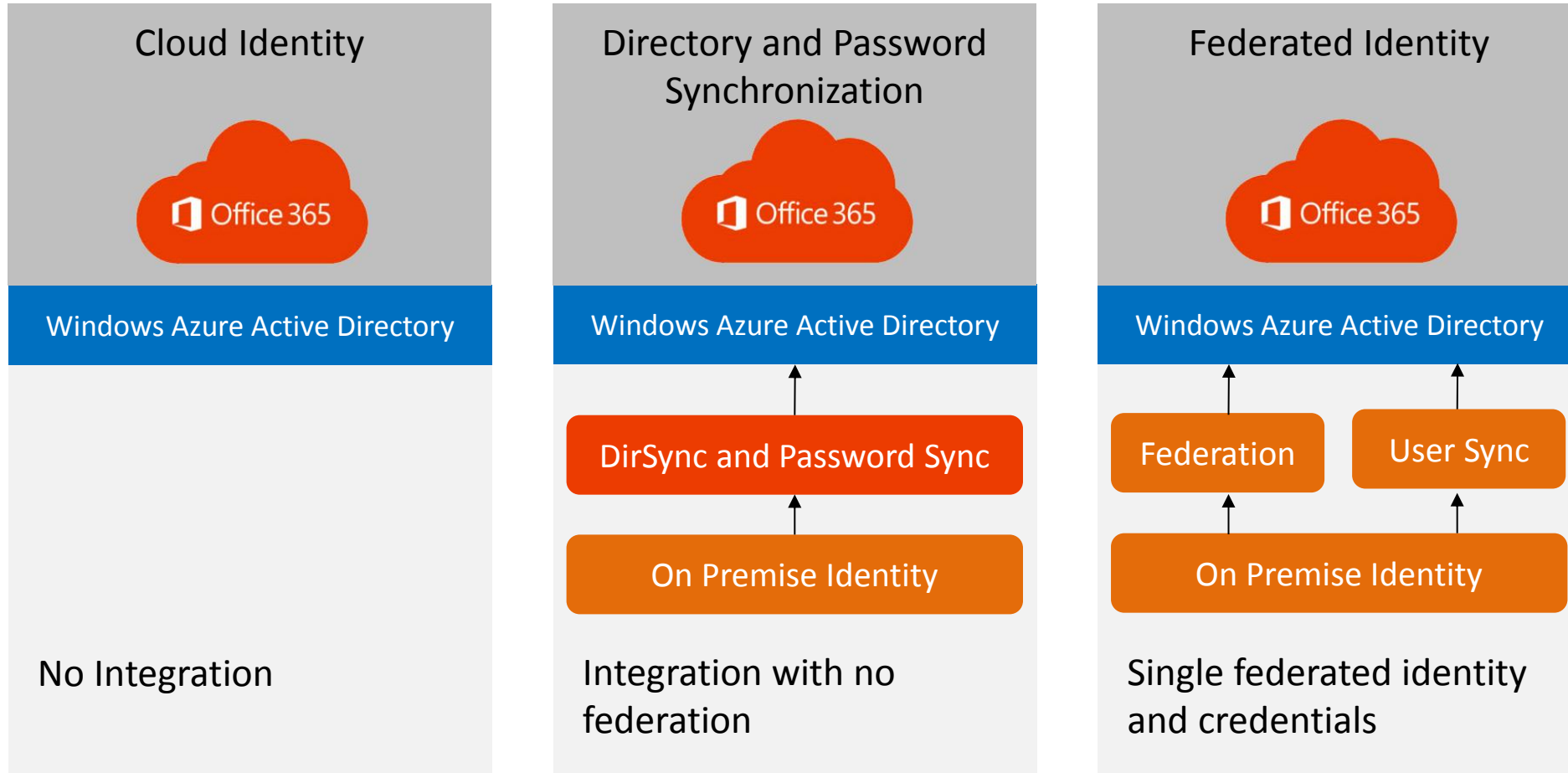
Poll 2

How do you use SharePoint today?

- Internal collaboration
- Internal web publishing (Intranet)
- Extranets
- Public facing website

Extranet Scenarios

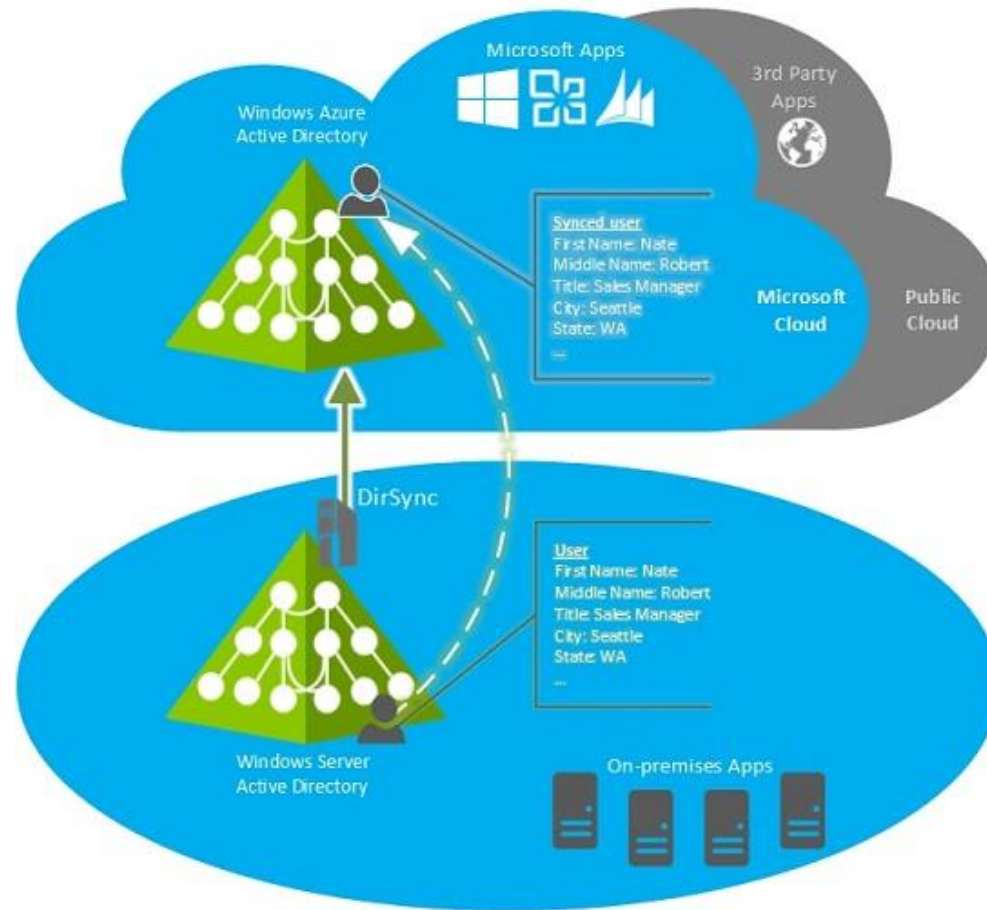
Office 365 Authentication Options



Windows Azure Active Directory

- All Office 365 users have a WAAD shadow account
- DirSync can create WAAD accounts for all your AD users
 - Password Sync can also sync your passwords
 - Doesn't provide Single sign-On, but does allow users to use the same password on premise and in the cloud
 - Syncs a hash of the password, rather than the password itself
- PowerShell or Graph API (REST interface) can also be used to manage WAAD

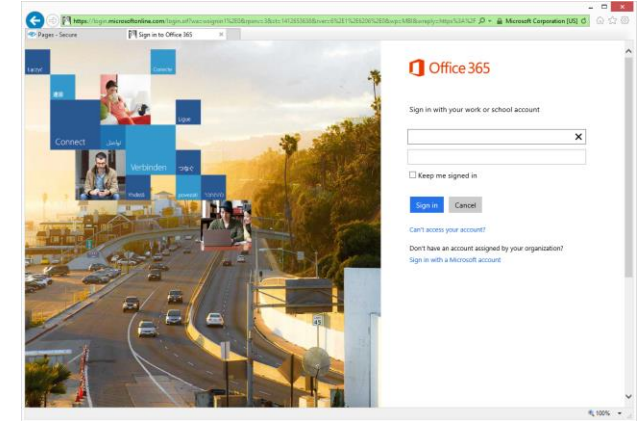
DirSync Process



<http://technet.microsoft.com/en-us/library/dn441212.aspx>

SharePoint Extranets – Office 365

- Up to 10,000 free external users in your Office 365 subscription through External Sharing
- Must use the Microsoft login form
- External users must have a Microsoft account, or be an Office 365 subscriber themselves
- No control over what account is used to accept the invitation

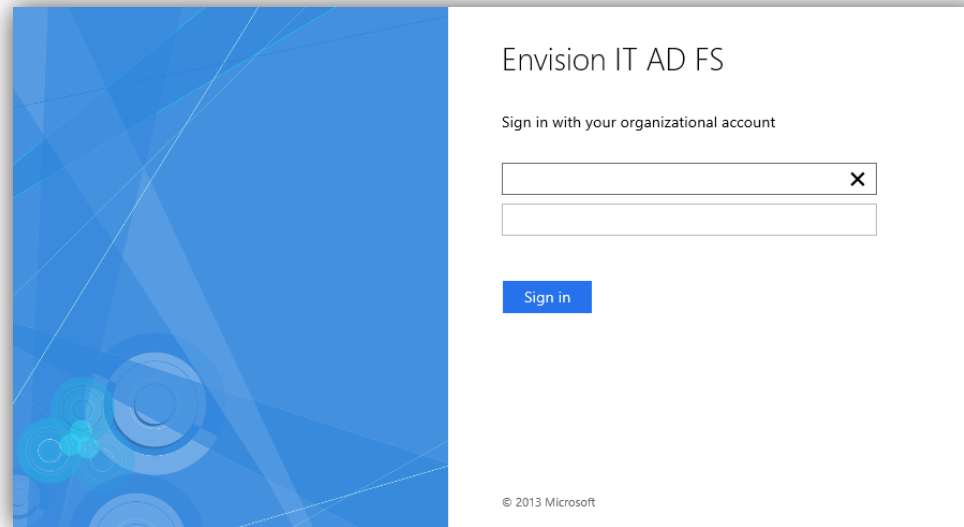


SharePoint Extranets - Federated Identities

- Trusted Identity Provider does the authentication
- Can be any SAML compliant provider
 - Active Directory Federation Services
 - Thinkecture Identity Server
 - www.thinkecture.com
 - Social identities
- Can be AD, SQL, or other user repository under the hood
- Relying parties (such as SharePoint) trust the SAML token and provide the authorization based off that identity
- Provides Single Sign-On to multiple systems
 - Can be any SAML claims compliant system, not just SharePoint

AD FS Login Form

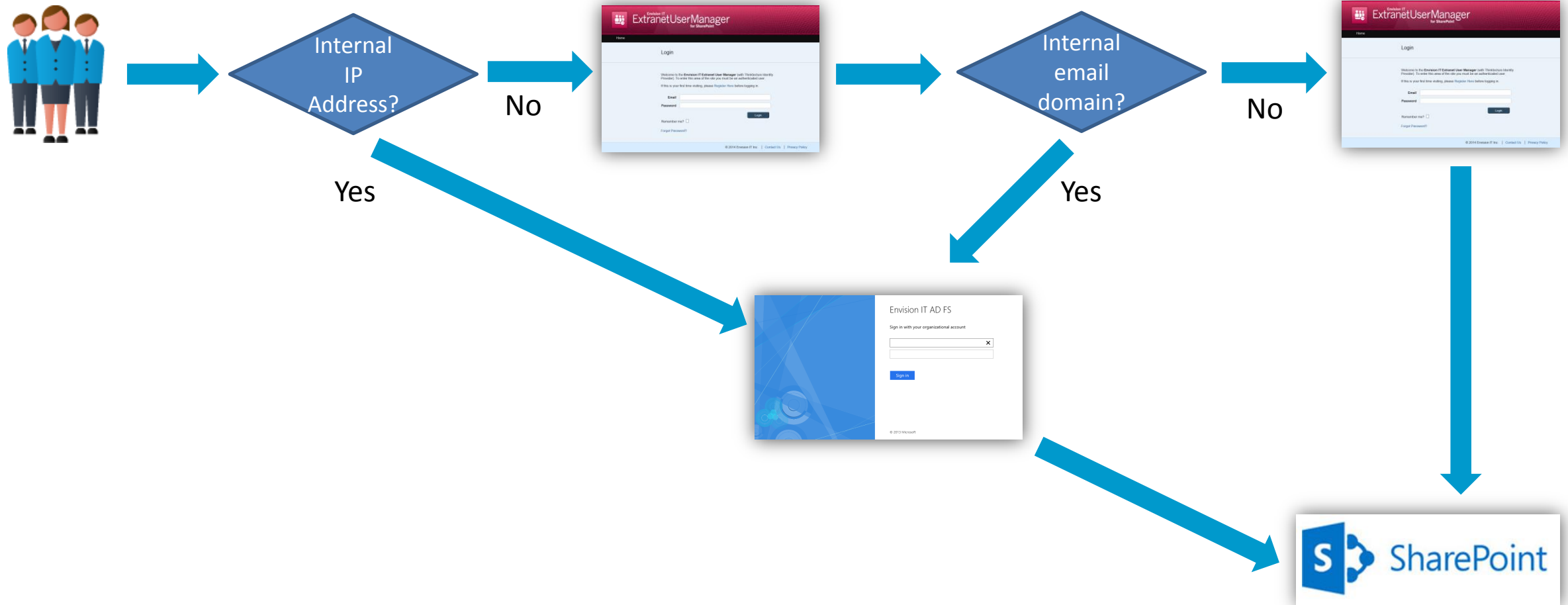
- Internal users shouldn't see this inside the network
- Can be branded, within limits



Why Thinktecture over ADFS?

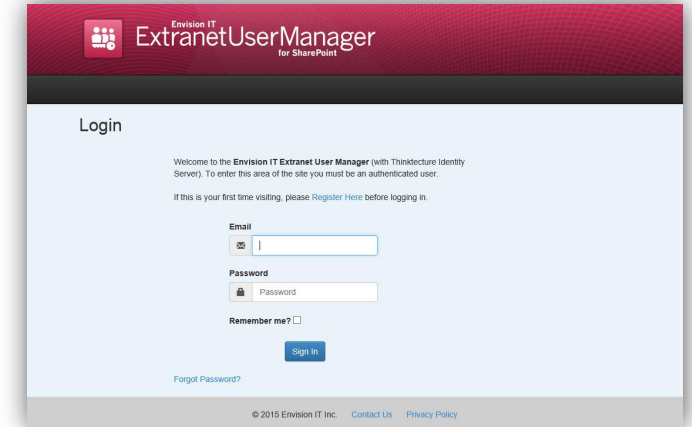
- Thinktecture Identity Server is embedded in Extranet User Manager
- www.thinktecture.com/identityAndAccessControl
- Open source allows any customization
- Fully brandable (ADFS allows branding within very particular parameters)
- Login with email address instead of AD username
- Use SQL instead of AD as the underlying user repository
- Ability to incorporate the home realm discovery into the login form

ezRealm Home Realm Discovery

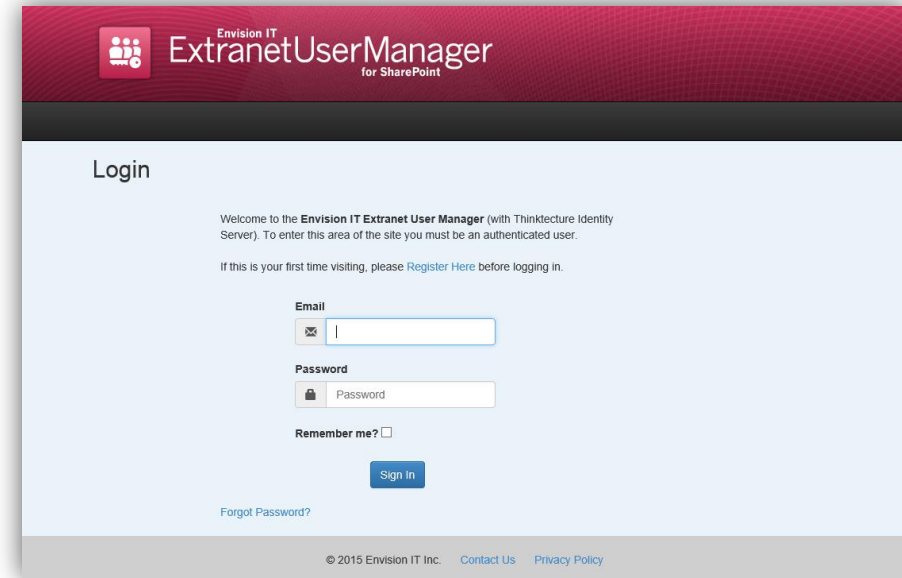


SharePoint Extranets - Federation

- Supports Office 365 SharePoint Online, SharePoint 2013 and 2010
- Fully branded and user experience
- Friendly customizable login form
- Login with email address
- Automatic login for internal users
- Customizable self-registration with approvals
- Welcome email to set credentials
- Forgotten password reset
- Delegation of user management to business or externally
- Delegated group management simplifies permissions
- Supports single sign-on to other claims-aware applications
- Improved governance over your Extranet



Extranet User Manager



- Easy delegation of user management to business
- Self-registration, approvals, forgotten password reset
- Simplified login for both internal and external users

Main Components

- Administration console
 - Used by IT to configure EUM
 - Used by the business to manage users and groups
- End User
 - Components that the Extranet users see
 - Login, disclaimer, change password, forgotten password
- Registration
 - Allow users to self-register
 - Support approval workflows

Pricing

- Full pricing details available at www.envisionit.com/eum
- Standard edition \$8,000 USD per production farm
 - Four hours of Premium Software Support
- Enterprise Edition \$13,000 USD
 - Unlimited SSO authentication to claims aware applications
 - Eight hours of Premium Software Support
- 20% annual Software Assurance provides all product updates
- Dev and QA farm licenses provided with up to date Software Assurance
- Additional support packages available
- Azure hosted monthly subscription plans coming next month

Registration

The desktop registration form is displayed on a wide screen. It features a dark red header with the Envision IT logo and the text 'ExtranetUserManager for SharePoint'. Below the header is a navigation bar with 'Home' and 'Français' links. The main content area is titled 'Registration' and contains a form with the following fields: First Name, Last Name, Email, Country (dropdown menu), Street, City, Province (dropdown menu), Postal Code, Company, Department, Job Title, Phone, Fax, and Cell Phone. There is a large text area for 'Public Profile'. Below the form, there is a checkbox for 'I would like to receive the e-Newsletter'. At the bottom, there is a CAPTCHA section with the text 'Enter both words, separated by a space.' and a 'Register' button. The footer contains copyright information and links to 'My License', 'Contact Us', and 'Privacy Policy'.

Desktop

The smartphone registration form is displayed on a narrow screen. It features a dark red header with the Envision IT logo and the text 'ExtranetUserManager for SharePoint'. Below the header is a navigation bar with 'Home' and 'Français' links. The main content area is titled 'Registration' and contains a form with the following fields: First Name, Last Name, Email, Country (dropdown menu), Street, City, Province (dropdown menu), Postal Code, Company, Department, Job Title, Phone, Fax, and Cell Phone. There is a large text area for 'Public Profile'. Below the form, there is a checkbox for 'I would like to receive the e-Newsletter'. At the bottom, there is a CAPTCHA section with the text 'Enter both words, separated by a space.' and a 'Register' button. The footer contains copyright information and links to 'My License', 'Contact Us', and 'Privacy Policy'.

Smartphone

Registration Form Customizations

Public Health Ontario | **Santé publique Ontario**

CONTACT US | NEWSROOM | CAREERS | PRIVACY & DATA ACCESS | FRANÇAIS

Search the site...

ABOUT US | BROWSE BY TOPIC | SERVICES & TOOLS | DATA & ANALYTICS | LEARNING & DEVELOPMENT

Registration and Subscription

Account Information

Email *

Confirm Email *

Profile Information

First Name * Country

Last Name * Street

Phone Street-2

Job Title City

Organization * Province

Sector Organization Postal Code

Public Health Unit

Please subscribe me to

☐ PHO Connections (monthly newsletter)

☐ Infection Prevention and Control (IPAC) monthly newsletter

☐ Media releases

☐ Upcoming events

☐ Sheela Basrur Centre news and events

☐ Alcohol Policy Network training, consultations and resources

☐ Health Promotion Capacity Building training, consultations and resources

The collection of personal information by government organizations must be in accordance with section 38(2) of the Freedom of Information and Protection of Privacy Act (FIPPA). This section of the Act requires PHO to collect only the personal information that is necessary for the administration of PHO services. If you have questions or concerns about this collection please contact our Privacy Officer.

☐ I have read and agree to the terms of use *

Save settings

Topics

A-Z Index

Chronic Diseases and Injuries

Emergency Preparedness

Environmental and Occupational Health

Health Promotion

Infectious Disease

Quick Links

Events

Laboratory Testing Information

Data Reports

TOPIHC

Sheela Basrur Centre

eHealth Ontario Portal

Collaboration

Terms of Use | © 2014 Ontario Agency for Health Protection and Promotion

Boys & Girls Clubs of Canada
Clubs Garçons et Filles du Canada

Home Français

Registration

Salutation:

First Name:

Last Name:

Email:

Re-enter Your Email:

Your email will serve as your login ID next time you visit BGCC Connect.

Club Affiliation:

Approver's Email:

*The approver must be a person already registered for an account with BGCC Connect. Try a member of the National Staff or the Executive Director at your Club.

My role at the local Boys and Girls Club (choose one that is most suitable):

☐ Executive Director or Equivalent (Enter your title:)

☐ Other Staff (Enter your title:)

☐ Volunteer

☐ President or Chair of the Board

In my role, I have responsibilities and would appreciate information on the following (check all that apply):

☐ Children and Youth Programs

☐ Grants for BGC National Programs

☐ Fundraising and Donor Stewardship

☐ Human Resource Management

☐ Public Relations and Marketing

☐ Facilities Management

☐ Risk Management

☐ Government Relations

☐ Other (Please Specify:)

☐ I am also an alumnus of a Boys and Girls Club

Club:

Please Specify, if not listed above:

A blurb about me:

☐ I consent to sharing of this information with other members of the BGCC network.

By signing up for BGCC Connect I acknowledge I will receive communications from Boys and Girls Clubs of Canada - the tri-annual newsletter, the regular Scoop newsletter and an Annual Report - unless otherwise specified by sending an email to bgcc_communications@bgccan.com. Please review the Boys and Girls Clubs of Canada Privacy Policy for more information.

Save settings

©2012 Boys and Girls Clubs of Canada | Contact Us | Privacy | FAQs

G2 MARKETPLACE

Home

Register

First Name * Last Name *

Title * Department *

Government Agency * Agency Type *

Address 1 * Address 2 *

City * State *

Phone * Email *

Enter all of the words or numbers you see

☐ (By checking this box, you verify that you work for a certified government agency, including State, County, Municipality, Court, School, etc., within the United States and that you are not a private vendor or citizen. *)

Register

Powered by G2S Cloud Solution

1200 N. Telegraph Rd.
Building 49 West
Portage, MI 48941-0421

248-858-5555

info@g2cloud.com

Privacy | Legal | Accessibility

Approval Email



A pending approval account has been created for TestUser1 with the username [@envisionit.com](#).

In order to activate the user, [Edit Their Record](#) and set their status to Active.

This e-mail is intended only for the named recipient(s) and may contain information that is privileged or confidential. Any unauthorized use is strictly prohibited. If you have received this e-mail in error, or are not named as a recipient, please immediately notify the sender and destroy all copies of this e-mail.

Approve the User

The screenshot shows the 'Edit User' page in the Envision IT Extranet User Manager SharePoint application. The page has a navigation bar with links for Home, Search, Add, Configure, and Help, and a user profile 'PCCLIMITED/pcarson'.

Edit User

Details about the user: Note that fields denoted by * are required.

Personal Information:

- First Name* (text input)
- Last Name (text input)
- Email* (text input)
- Country (dropdown menu, currently set to Canada)
- Street (text input)
- City (text input)
- Province (dropdown menu, currently set to [unlabeled])
- Postal Code (text input)

Work Information:

- Company (text input)
- Department (text input)
- Job Title (text input)
- Phone (text input)
- Fax (text input)
- Cell Phone (text input)

Public Profile:

- Public Profile (text area)
- ☐ I would like to receive the e-Newsletter

Administrator Only:

Only users with active accounts will be able to log into the Extranet. Users with Pending Approval or Deactivated status will not be able to log into the Extranet.

- Display Name (text input)
- Status (dropdown menu, currently set to Active)
- Username (text input, currently set to pcarson2)

Group Membership:

Add the user to the required group(s) by selecting the group on the left under Available Groups and clicking the right arrow to move the group name under Assigned Groups. Unmanaged groups display other groups that this user may be assigned to that you cannot change. This is for informational purposes only.

Available Groups:

- IdentityServerAdministrators

Assigned Groups:

- AllowAccess
- IdentityServerUsers

Unmanaged Groups:

- none

Save settings (button)

Welcome Email



Welcome Peter Carson 2,

Welcome to the Envision IT Extranet.

Your username is **pcarson2**.

As part of the sign-up process for this site you will be required to [Set a Password](#) before **Tuesday March, 25 2014 4:52pm**.

If you have not selected a password by this time you will have to [Restart the Password Change Process](#).

You can access your sites at <https://eum.eitdev.org>.

This e-mail is intended only for the named recipient(s) and may contain information that is privileged or confidential. Any unauthorized use is strictly prohibited. If you have received this e-mail in error, or are not named as a recipient, please immediately notify the sender and destroy all copies of this e-mail.

Set Your Password



The screenshot shows the 'Change Password' interface of the Envision IT ExtranetUserManager for SharePoint. The page has a red header with the Envision IT logo and product name. A dark navigation bar contains a 'Home' link and a 'Français' language selector. The main content area is light blue and contains the 'Change Password' title, three input fields (Username, New Password, and Confirm New Password), and a 'Change Password' button. The footer is grey and contains copyright information and links to 'My License', 'Contact Us', and 'Privacy Policy'.

Envision IT
ExtranetUserManager
for SharePoint

Home Français

Change Password

Username:


New Password:

Confirm New Password:

Change Password

© 2015 Envision IT Inc. [My License](#) [Contact Us](#) [Privacy Policy](#)

Login




Envision IT
ExtranetUserManager
for SharePoint

Login


Welcome to the **Envision IT Extranet User Manager** (with Thinkecture Identity Server). To enter this area of the site you must be an authenticated user.

If this is your first time visiting, please [Register Here](#) before logging in.

Email



Password



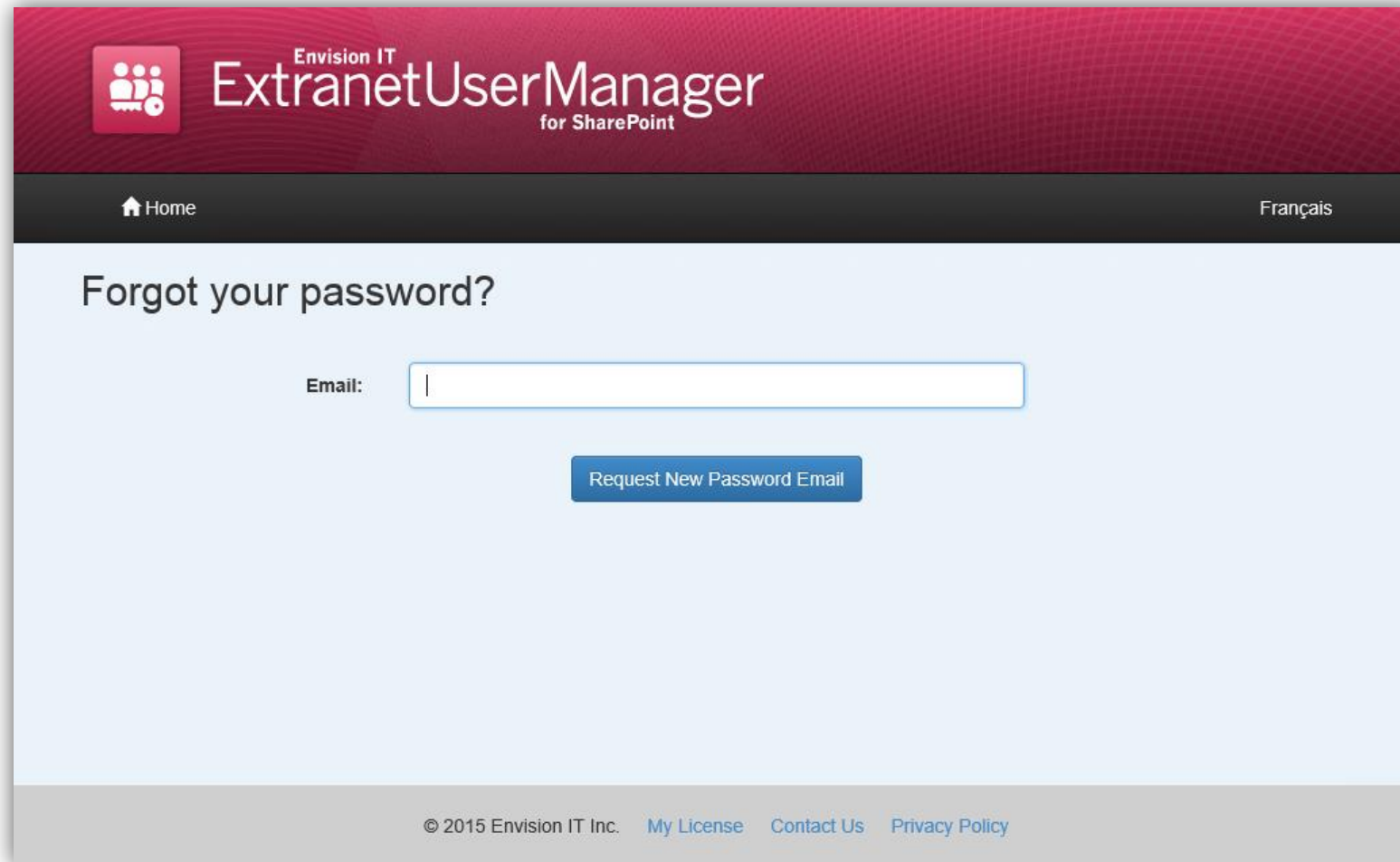
Remember me? ☐

Sign In

[Forgot Password?](#)

© 2015 Envision IT Inc. [Contact Us](#) [Privacy Policy](#)

Forgotten Password



The screenshot shows a web interface for 'Envision IT ExtranetUserManager for SharePoint'. The header is red with the Envision IT logo and product name. Below the header is a dark navigation bar with 'Home' and 'Français' links. The main content area is light blue and contains the heading 'Forgot your password?'. Below this is an 'Email:' label followed by a text input field. A blue button labeled 'Request New Password Email' is positioned below the input field. The footer is a grey bar containing copyright information and links to 'My License', 'Contact Us', and 'Privacy Policy'.

Envision IT
ExtranetUserManager
for SharePoint

Home Français

Forgot your password?

Email:

Request New Password Email

© 2015 Envision IT Inc. [My License](#) [Contact Us](#) [Privacy Policy](#)

Demo – Office 365

Registration through to Login



Demo Scenario

- Office 365 sample site at <https://eumdev.sharepoint.com>
 - SharePoint Online in Office 365
- EUM installed at <https://eum.eitdev.org>
- AD FS for internal users
- External users
 - In a separate AD or SQL Database
 - Authenticating through Thinktecture Identity Server
 - Managed with the Envision IT Extranet User Manager

Supreme Court of Victoria

- <https://www.redcrest.com.au>
- Supreme Court for the State of Victoria
- Located in Melbourne, Australia
- Case management system
 - RedCrest is the program name
 - Pilot program for the Commercial Case court
 - 8,500 cases filed each year
- www.zdnet.com/victorian-supreme-court-gets-cloud-for-case-management-7000019941/

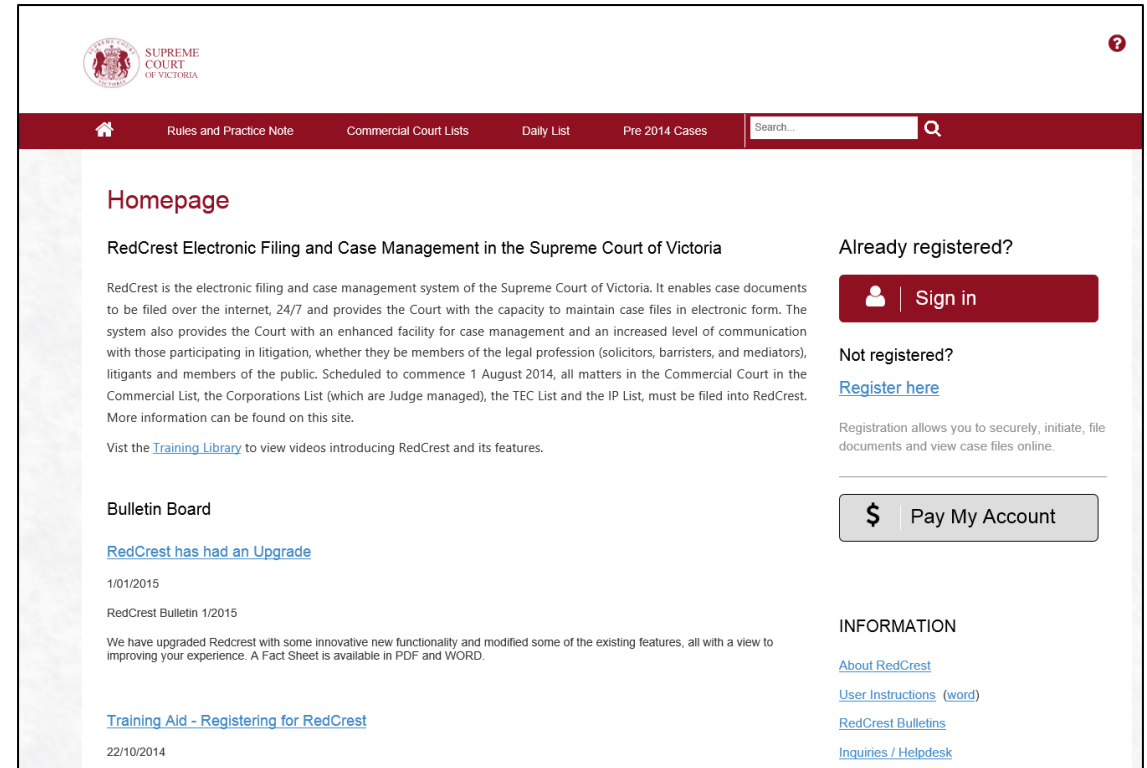


RedCrest

- Barristors and solicitors can create their own accounts
- Case initiation process to collect case information and fees
- SharePoint case site created for each case
- Other parties (defendants and plaintiffs) can join the case
- Judges have their own private secure area

Public Site

- Anonymous content available to the public about the program
- News bulletins and general information
- Links to sign up for an account and login



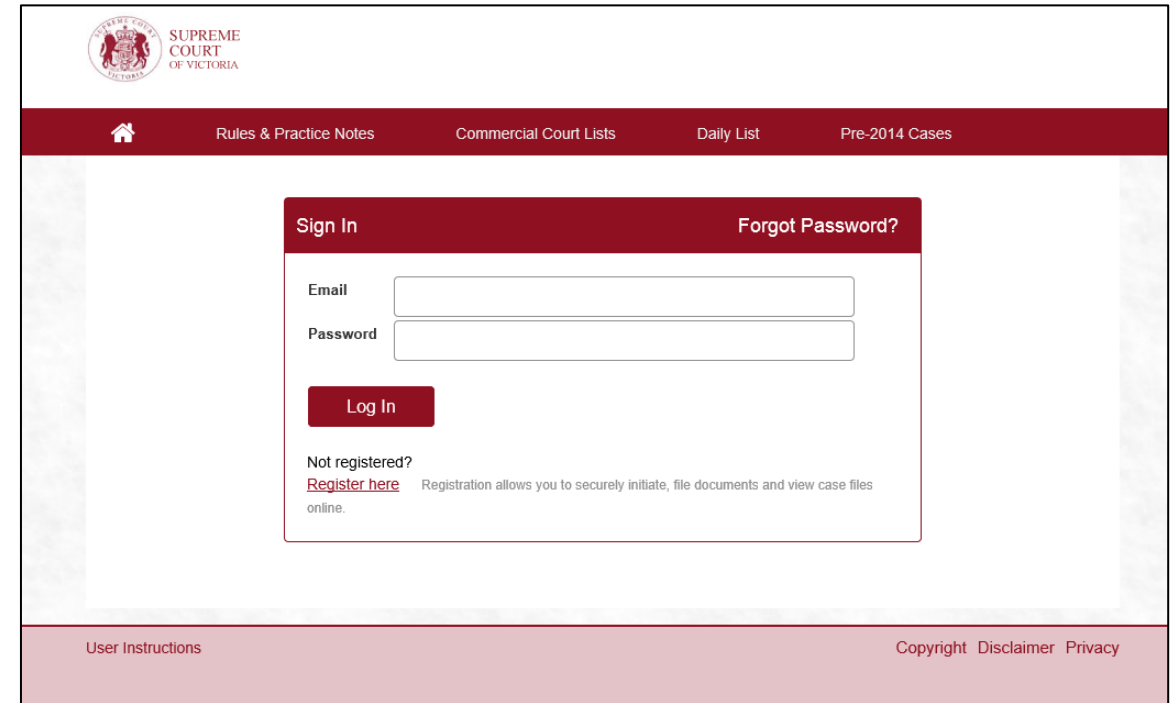
Registration

- Extranet User Manager supports customized registration forms
- Mandatory and optional fields as specified by the court
- Welcome email provides a secure token to set your password

The screenshot displays the 'Registration of your personal details' form for the Supreme Court of Victoria's RedCrest system. The form is organized into several sections: 'Registration of your personal details' with fields for Title, First Name, Last Name, Post Nominals, Mobile, and Email; 'Your Firm or Clerk details' with fields for Role, Firm / Clerk, Street Address, City & State (with a dropdown for Victoria), Postal Code & Country (with a dropdown for Australia), and Direct Phone; 'Your Qualifications' with a dropdown for 'I am a' and a field for 'Practitioner / Bar Roll Number'; and 'Terms and conditions of usage' which includes a scrollable text area for the terms and a checkbox for 'I agree to the Terms and Conditions of Usage'. The form is set against a red header with the court's logo and navigation links like 'Rules & Practice Notes', 'Commercial Court Lists', 'Daily List', and 'Pre-2014 Cases'. A footer contains links for 'User Instructions', 'Copyright', 'Disclaimer', and 'Privacy'.

Login

- Users are authenticated against an Extranet Active Directory
- Future integration with the court's AD FS is planned



The screenshot shows the login interface for the Supreme Court of Victoria. At the top, there is a header with the court's logo and name. Below this is a navigation bar with links to 'Rules & Practice Notes', 'Commercial Court Lists', 'Daily List', and 'Pre-2014 Cases'. The main content area features a 'Sign In' box with fields for 'Email' and 'Password', a 'Log In' button, and a 'Forgot Password?' link. Below the login box, there is a 'Not registered?' section with a 'Register here' link and a brief description of registration. The footer contains links for 'User Instructions', 'Copyright', 'Disclaimer', and 'Privacy'.

SUPREME COURT OF VICTORIA

Rules & Practice Notes Commercial Court Lists Daily List Pre-2014 Cases

Sign In Forgot Password?

Email

Password

Log In

Not registered?
[Register here](#) Registration allows you to securely initiate, file documents and view case files online.

User Instructions Copyright Disclaimer Privacy

Next Steps

- Reach out to Hugh Davidson, Sales
 - e: hdavidson@envisionit.com
 - p: (905) 812-3009 x222
- Installation Support on Premise
- Minimum 30 day evaluation with all features enabled



Product Roadmap

- Quick spin-up trial environment**
- Alternate login for internal users (EUM 3.1 only supports ADFS)
- Web API
- Multifactor Authentication
- Social Identity Integration

Upcoming Events

- Altus Alliance 2015– February 26th – 27th
 - <http://www.envisionit.com/products/events/>
- Webinar - SharePoint for Extranets – March 4th 1PM EST
 - <http://www.envisionit.com/products/events/>
- CollabCon Toronto – March 9th – 11th
 - www.collabcon.org
 - Use the discount code ENVISIONIT for a 10% discount

Links

- www.envisionit.com
- blog.petercarson.ca
- www.envisionit.com/eum
- Video and presentation deck will be at www.envisionit.com/events
- Customer sites
 - www.publichealthontario.ca
 - www.bgccan.com
 - www.g2gmarket.com
 - www.redcrest.com.au
 - www.transamerica.ca
 - suppliers.kinross.com
 - www.problemgambling.ca

Questions?